




WWW.TRIARCHINC.COM

# Coatings Design™

## Plexture® - a cost effective, performance wall finish

“Knock down” – omnipresent for years. Originally developed to hide less than smooth drywall work, but over time it morphed into a traditional wall finish. Plexture leverages on these traditional patterns, but adds performance features such as resistance to abrasion, mold and mildew resistance, breatheability with a perm rating of 21, integral color, and a washable surface. Plexture also meets LEED and Green Seal low VOC criteria.

Completely seamless, this 100% acrylic wall finish system is available in a variety of patterns that are easily installed using spray equipment to keep the price below \$0.75/square foot as a national average. The Plexture line now provides a collection of premium patterns for more expressive interiors that typically install for around \$1.00/square foot nationally.



Plexture installations at various Hilton and Marriott branded properties

Typical limited service project of 130 rooms, 71,500 sqft on the guestroom walls



The knock-down step requires a consistency of execution and attention to detail to produce a quality looking finish. It is not a “mash it down” approach.

Picture at mid-right shows a painter holding a large squeegee to speed up the knock down process. Depending upon the pattern and several other variables, this technique can speed up the application process.

## Plexture - a speedy installation

Plexture is fast to the wall. The application is also easy and uses tools commonly used by painters. This allows the cost of a Plexture installation for a hospitality property to be aggressively priced, typically below the installed cost of Type II wall-covering.

The Plexture System is spray applied. Depending upon the pattern selected, there may be optional tooling of the material on the wall.

Plexture consists of two different materials: Fine-Coat2™ and Texture Coat™. The sequence of applying the materials is a function of the desired pattern or texture.

FineCoat2 is applied by airless spray. The labor consists of one journeyman painter and a helper.

Texture Coat is best applied with a texture spray machine, such as the Graco Texspray 1500 shown below. Required labor is a spray man technician, and if the specified pattern requires it, up to 2 texture/knock down men. When running two spray teams, a helper is suggested to provide an uninterrupted flow of buckets for two spray machines (it is fast).



### Optimizing the Knock-Down Process

Plexture materials can produce a variety of patterns, but the performance is the same across the various design options. As viewed on the next page, some of the patterns require a knock-down step, requiring the installer to execute a “blading step” to reproduce the specified pattern. This labor step may be simply stated as using a plastic tool to flatten the wet textured material into the desired pattern. Care should be taken to insure a uniformity in the knock-down process.

More specifically the spray man needs to apply the Texture Coat to a relative uniform consistency. Large variations in the amount of Texture coat applied to the wall will translate into an irregular finish pattern.

Should a “knock-down” pattern be desired, it will be necessary to “tool” the material by “blading” the Texture Coat. In order to achieve a pleasing knock-down appearance, it is necessary to use an “X” stroke in a uniform manner. The actual knockdown process should be executed with a relatively even pressure applied to the knockdown tool. The tool needs to be wiped clean regularly with a sponge so that excess material is not dragged into the finish.

From time to time the mechanics should step back a few feet from the work and review the newly created finish to insure that the entire surface of the wall has been properly administered.



# A variety of patterns



Plexture Sierra



Plexture Landscape



Plexture Cirrus



Plexture Sierra DS II  
(2 colors—same cost as  
single color)




Plexture Splatter

## Current Premium Offering



Plexture Premium Symphony



Plexture Premium Plateau



Plexture Premium Sedona


NEW



Plexture Premium  
Orange Peel



Plexture Premium  
Lace  
With Collection of Joy



Plexture Premium  
Mist  
With Collection of Joy

### PLEXTURE

Shown above are the five basic Plexture patterns that all cost within a penny or two of each other.

There are now six Plexture Premium that provide additional design features. Plexture Premium finishes will cost about a 25% premium to standard Plexture finishes on projects with reasonable volumes.

# A Solution for Finishing Interior Masonry Construction

While commonly applied to wallboard, Triarch coatings also provide an ideal solution for a variety of substrates, including masonry. Our finishes provide pleasing aesthetic value and functional long term performance at a reasonable price. Directly applied to cementitious and masonry substrates, Triarch coatings offer a cost effective means of wall finishing without sacrificing the construction schedule.

## SKIMM™

At over 70% solids, SKIMM provides a fast, cost effective means of smoothing and leveling concrete masonry units (CMU), brick or less than perfect concrete pours. SKIMM is a high solids water-based acrylic material; it has very low shrinkage, resulting in a labor savings over alternative materials. Packaged in a 5-gallon pail, simply remove the lid and go. At the installers option, trowel, spray or texture roller apply directly to the substrate. Knife it flat, throwing the excess back into the pail for future use; very little material waste and no wasted labor preparing materials. With zero VOCs, SKIMM meets all LEED low emitting material criteria. SKIMM may be used interior or exterior and cures very hard with excellent adhesion. Glazed block often requires a quick scarifying, followed by applying SKIMM to level the face of the block. With a perm rating of approximately 28, SKIMM may be directly applied to less than fully cured concrete ("green concrete"), as it allows embedded moisture to continue to evaporate through the SKIMM.

Finish the wall by applying the Plexture System, or any of our other finishes to produce an attractive, durable wall.

## RESOURCE BARN — SKIMM

Complete product information including technical data and job photos are available on our website:

[www.triarchinc.com](http://www.triarchinc.com)

Scan the QR code below with your mobile device and forward to your PC



Data Page T101  
Web document




Coatings Design  
Masonry



CMU construction awaiting SKIMM application



CMU construction after SKIMM application



After application of SKIMM and Plexture finish system

# Featured Project: Embassy Suites

Design firm: Mitchell Carlson Stone, Installer: Classic Paint & Wallcovering Inc.

Completed in 2011, the **Embassy Suites Houston-Downtown** is a 262 two-room all-suite urban high-rise hotel, overlooking Discovery Green Park and is adjacent to the Houston Rockets' Toyota Center. The hotel is also conveniently just steps away from the George R. Brown Convention Center, Houston Astros' Minute Maid Park, the Houston Pavilions, The Park Shops and within minutes of the 2nd largest theater district in the U.S. The design team selected a premium Plecture Cirrus DSII ( a mottled 2 tone effect) to create this contemporary urban space.



## TRIARCH

### Architectural Finishes

[www.triarchinc.com](http://www.triarchinc.com)

06/13

QR code link to color chart.

Scan with a mobile device and optionally forward to desktop



The Wine Exchange Bistro & Wine Bar in Hyde Park Village (Tampa) has been dishing out great food and exceptional wines since 1990. With a reverential nod to the street side cafés of Europe, the Wine Exchange offers a welcoming and relaxing respite from the everyday toil. Taste wines from all over the globe in our crystal stemware, while sitting on the patio, or take in the surrounding scenery sipping martinis at the fully stocked bar. Plexture Sierra finish in an olive green covers the walls in the fun venue.

Nearby on Tamiami Trail in Sarasota, FL, Italian kitchen showroom **Cucine Lube** features a number of Triarch finishes on the showroom walls to compliment fine Italian cabinetry. (see our website for a listing of additional independent showrooms)

